

SPEC SHEET

Inserts

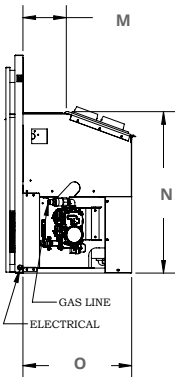
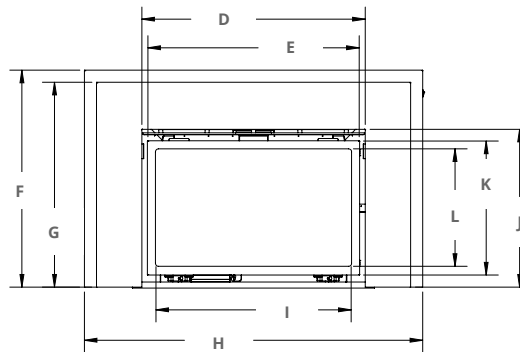
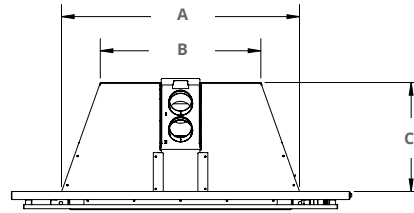
34FID

MONTIGO®

CO-LINEAR GAS INSERT

DIMENSIONS

PART	ACTUAL	FRAMING
FRONT WIDTH	33½"	N/A
BACK WIDTH	23¾"	N/A
HEIGHT	23¾"	N/A
DEPTH	14½"	N/A
VIEWING AREA	28¾" X 18½"	N/A



I SERIES STANDARD TRIM DIMENSIONS

	A	B	C	D	E	F	G	H	I	J	K	L	M	N	O
34FID	33½"	23¾"	14½"	31¾"	30¾"	30¾"	29¾"	46½"	28¾"	23¼"	20½"	18½"	5¾"	23¾"	14½"

FEATURES

- Highly efficient firebox design
- Hidden pilot design
- Decorative faceplate
- Black rectangular door with ceramic glass

Dimensions shown with standard trim, see manual for dimensions with oversized and four sided surround

TECHNICAL SPECIFICATIONS

Linear FID standard with:

- Integrated door screen
- Snap-lock door for access to the firebox
- Remote flame level adjustment
- Remote control operation
- Battery backup for continuous operation
- Concealed ribbon burner, in-burner accent lighting, porcelain panels

Traditional FID standard with:

- Integrated door screen
- Snap-lock door for access to the firebox
- Remote flame level adjustment
- Remote control operation
- Battery backup for continuous operation
- Ceramic burner, accent lighting

Linear FID Options:

- Conversion kit
- Driftwood logset and speckled stones

Traditional FID Options:

- Conversion kit
- Various brick and porcelain refractory

