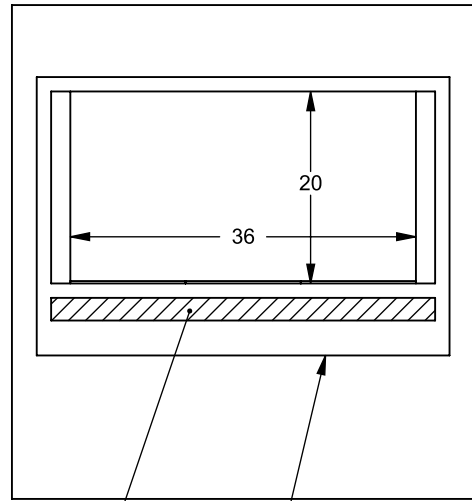
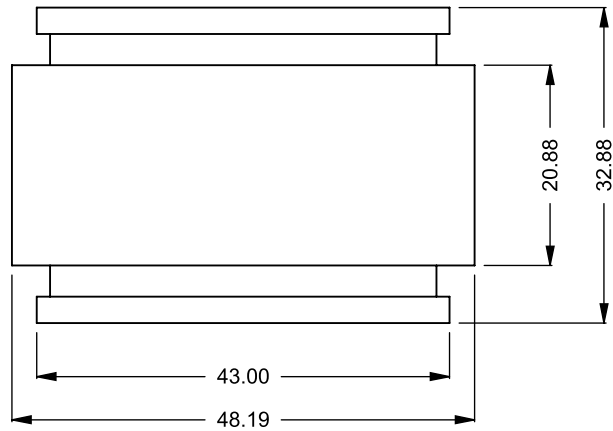
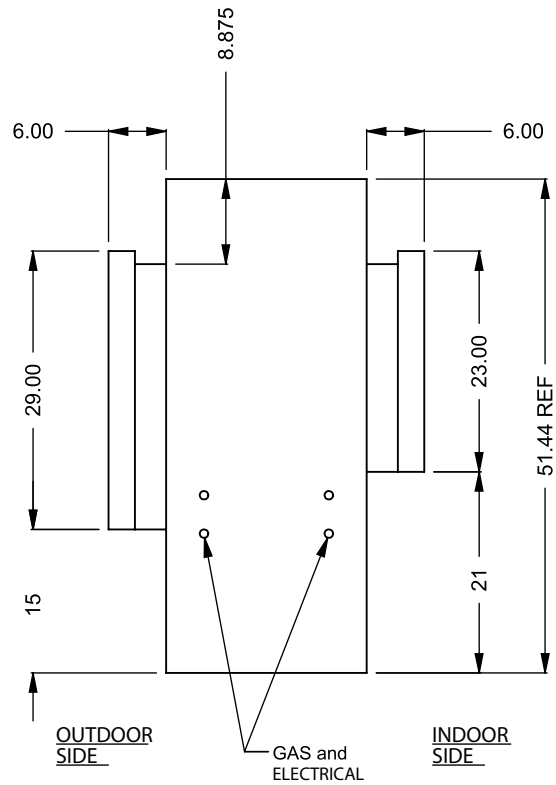


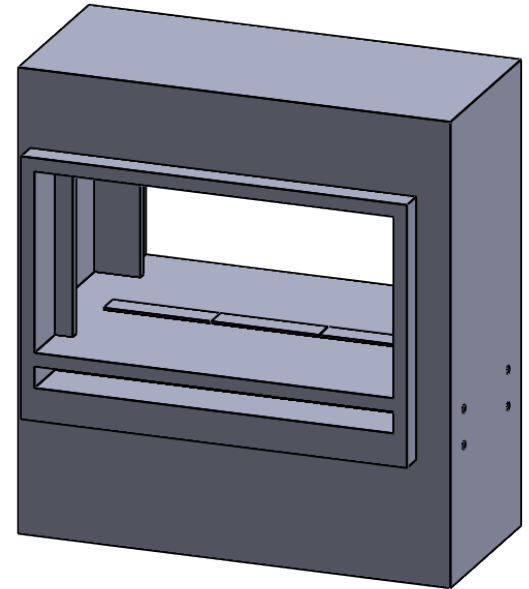
STANDARD BUILD IS FULL STAINLESS STEEL CONSTRUCTION. PLEASE INQUIRE FOR CUSTOM OPTIONS TO INCLUDE BLACK GALVANNEALED STEEL PARTS OR AREAS.



FLUE GAS      AIR INTAKE



OUTDOOR SIDE      GAS and ELECTRICAL      INDOOR SIDE



**C320STIO**  
Power COOL-Pack  
**Front Intake**

**PRELIMINARY DRAWING ONLY**

EXAMPLE CONFIGURATION	UNLESS OTHERWISE SPECIFIED	DATE
MONTIGO COMMERCIAL FIREPLACES ARE CUSTOM BUILT FOR EACH PROJECT. THIS DRAWING IS FOR REFERENCE ONLY.  FLUE AND AIR INTAKE SIZES ARE SUBJECT TO CHANGE DEPENDING ON VENT RUN.	DIMENSIONS ARE IN INCHES TOLERANCES: FRACTIONAL $\pm 1/8"$	15/10/2020

**MONTIGO**  
the art of **fireplaces**  
www.montigo.com